




THE SPLENDOR OF NATURE

GLOSSY 600X
1200mm
ENDLESS





- QUALITY
- SERVICES
- ETHICAL PRATICE
- VALUE OF MONEY
- CUSTOMER DELIGHT




PROMISE

WE ARE
FLAZ

Our slabs are designed within a framework that finds a blend of modern edge and classic vitality to become an essential choice for th future architectural and interior design style. This superior quality is achieved through research and innovation. We at **Flaz** believe ir living life king size and our grand tiles are designed to evoke luxury and grandeur in every place they are nstalled.

SURFACES ENGINEERED TO PERFECTION



ENDLESS COLLECTION

Glazed Vitrified Tiles

Tile Body

The finest quality raw materials make up the resilient and robust tile body of Monolith tiles. The raw materials are ethically sourced and sustainably processed.

Engobe Layer

A highly opacious, fusible, and permeable engobe layer makes the second layer of the tiles of Monolith. The layer makes the tiles highly resistant to water absorption for longevity.

High Pigment Digital Printing Ink

The Monolith surfaces get their unique and versatile properties of the design, color, and more in this stage where digital printing is done on the glaze with high pigment ink for excellent results.

Glaze Layer

A high-quality glaze coating is added to the engobe layer of the Monolith tiles giving the tile properties of texture and shine and making them ready for design and color.






EASY TO CLEAN

The superior glaze of the collection makes the surfaces easy to clean and low maintenance.



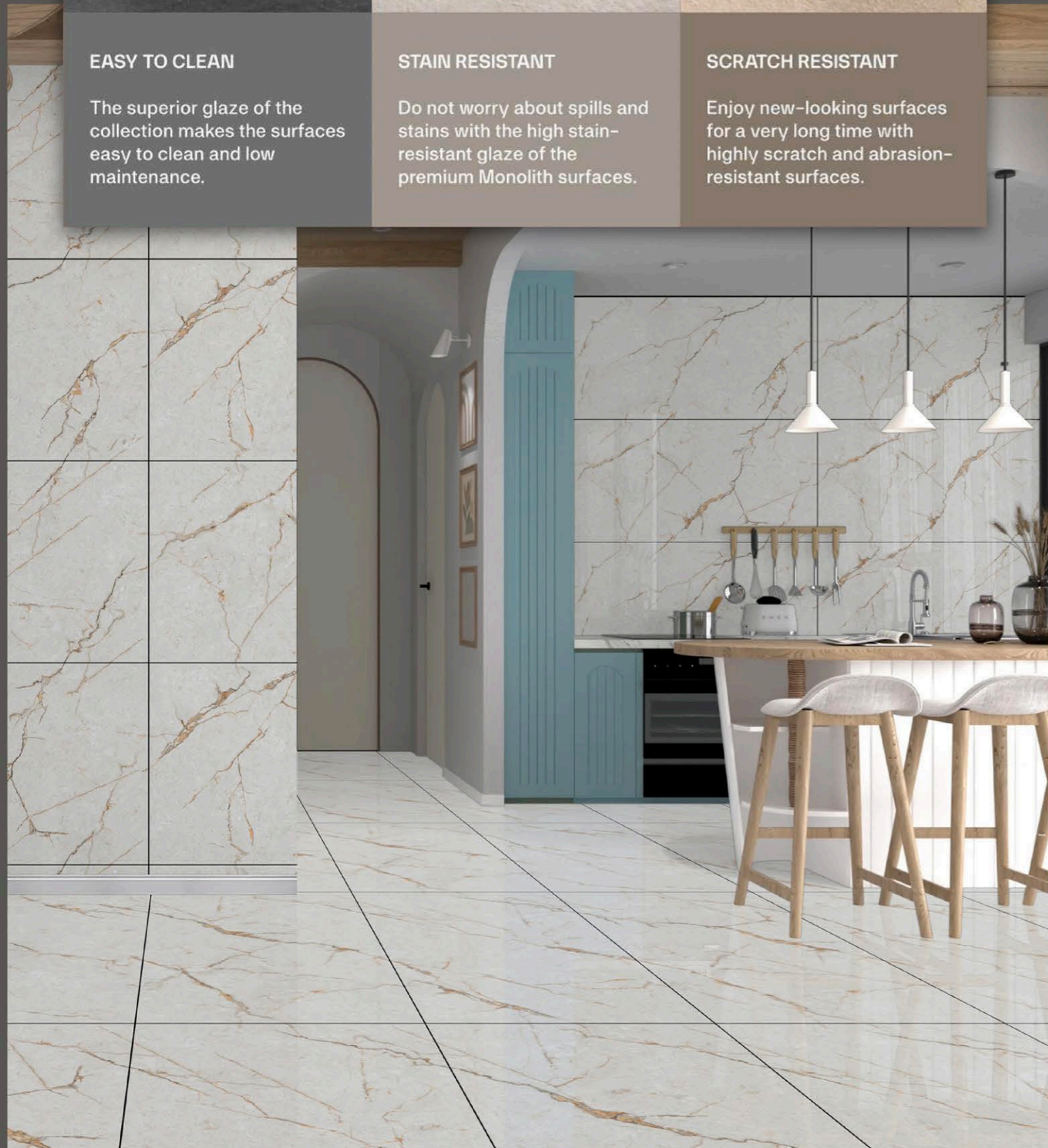
STAIN RESISTANT

Do not worry about spills and stains with the high stain-resistant glaze of the premium Monolith surfaces.



SCRATCH RESISTANT

Enjoy new-looking surfaces for a very long time with highly scratch and abrasion-resistant surfaces.



TECHNO RICH SURFACES WITH VERSATILE FEATURES

TECHNICAL FEATURES:-



Easy To Maintain



UV Resistant



Non-Slip



Dimensional Stability



Resistant To Chemicals



Resistant To Acids



Water Proof



Fire Resistant



Frost Resistant



Prevents Bacterial Growth



Heat Resistant



Eco-logical

APPLICATION AREAS:-



Residence



Shops



Offices



Hotels



Public Places



Malls


ENJOY THE ARTISTIC
FREEDOM OF
EXCITING FORMAT



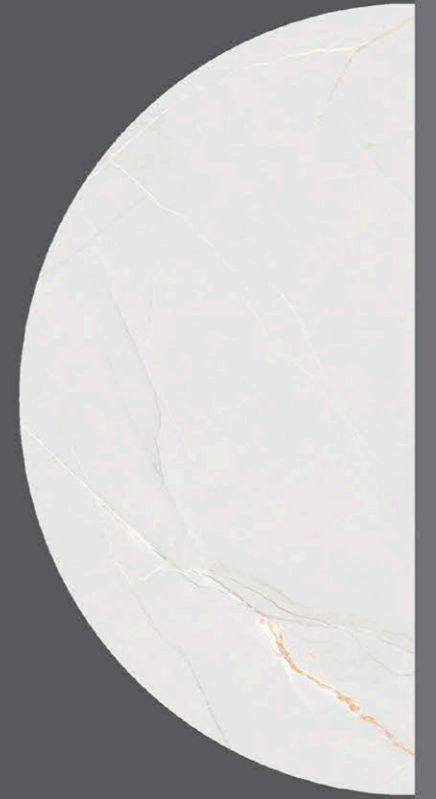
The 600x1200mm size gives creative freedom to use these surfaces in versatile ways, giving a clean and impeccable look that generates an impression of the vastness of spaces, compelling a majestic appeal that mesmerizes the beholder with admiration and respect for the craft.



ENDLESS
MOZIO BIANCO






MOZIO BIANCO



○ FINISH
GLOSSY


○ SIZE
**600 x
1200 mm**

○ Random
4 faces






ENDLESS
MOZIO FOSSIL



MOZIO FOSSIL




- FINISH
GLOSSY
- SIZE
600 x 1200 mm
- Random
4 faces









ENDLESS
MOZIO PEANUT



- FINISH
GLOSSY
- SIZE
**600 x
1200 mm**
- Random
4 faces



MOZIO PEANUT






ENDLESS
MOZIO COFFEE



- FINISH
GLOSSY
- SIZE
**600 x
1200 mm**
- Random
4 faces



MOZIO COFFEE








ENDLESS
DOMINO BIANCO



DOMINO BIANCO



- FINISH
GLOSSY
- SIZE
600 x
1200 mm
- Random
4 faces





ENDLESS
DOMINO GREY



DOMINO GREY



- FINISH
GLOSSY
- SIZE
**600 x
1200 mm**
- Random
4 faces






ENDLESS
DOMINO CREMA






FINISH
GLOSSY

SIZE
**600 x
1200 mm**

Random
4 faces



DOMINO CREMA






ENDLESS
DOMINO NATURAL




DOMINO NATURAL

- FINISH
GLOSSY
- SIZE
**600 x
1200 mm**
- Random
4 faces






ENDLESS
DYOLL CREMA




FINISH
GLOSSY

SIZE
**600 x
1200 mm**

Random
4 faces



DYOLL CREMA







ENDLESS
DYOLL BROWN



DYOLL BROWN



- FINISH
GLOSSY
- SIZE
**600 x
1200 mm**
- Random
4 faces






ENDLESS
DISTRUM CREMA



- FINISH
GLOSSY
- SIZE
600 x 1200 mm
- Random
4 faces



DISTRUM CREMA






ENDLESS
DISTRUM CHOCCO



- FINISH
GLOSSY
- SIZE
**600 x
1200 mm**
- Random
4 faces



DISTRUM CHOCCO






ENDLESS
DOBLÉN BROWN




FINISH
GLOSSY

SIZE
**600 x
1200 mm**

Random
4 faces

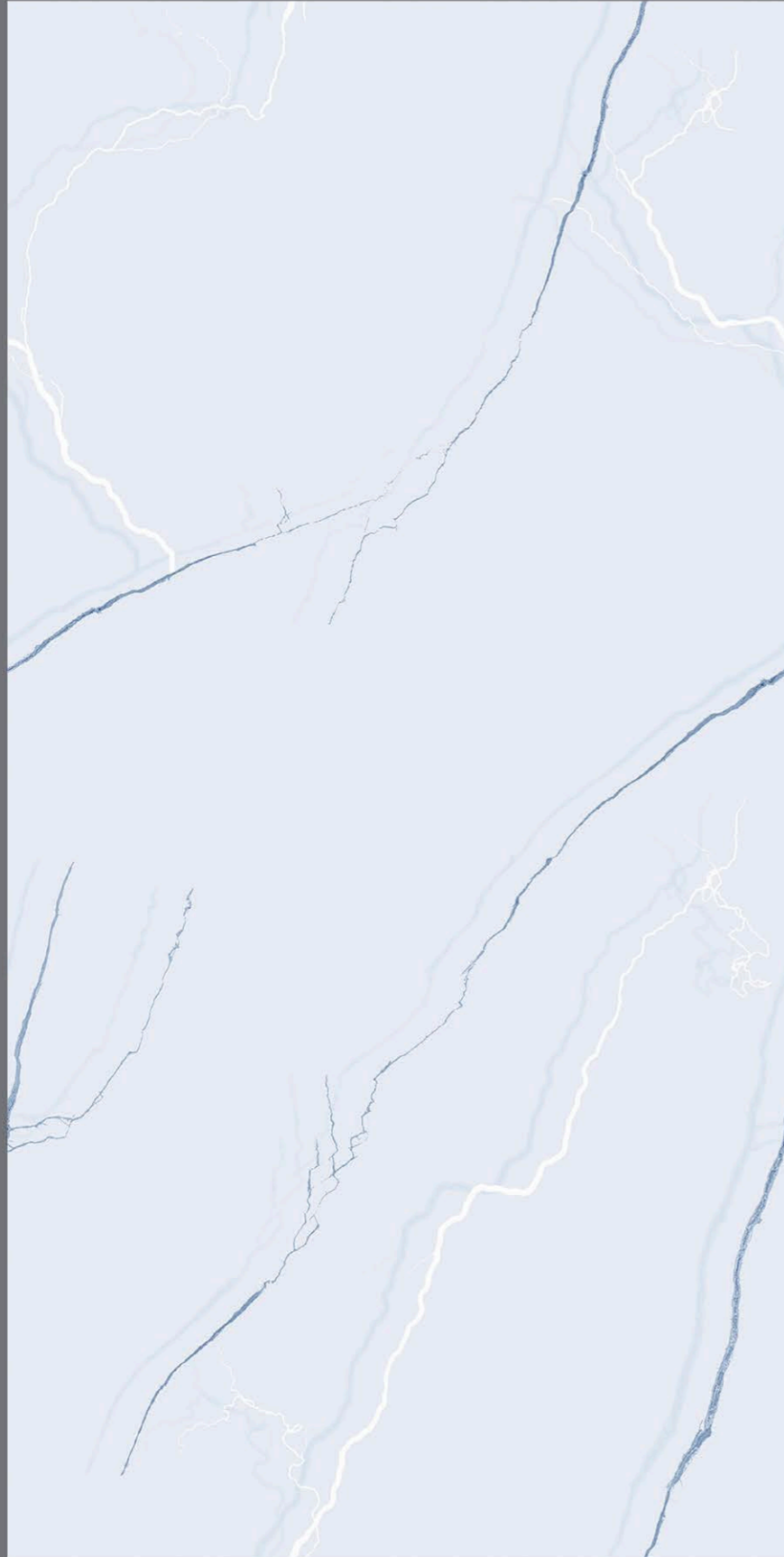


DOBLÉN BROWN






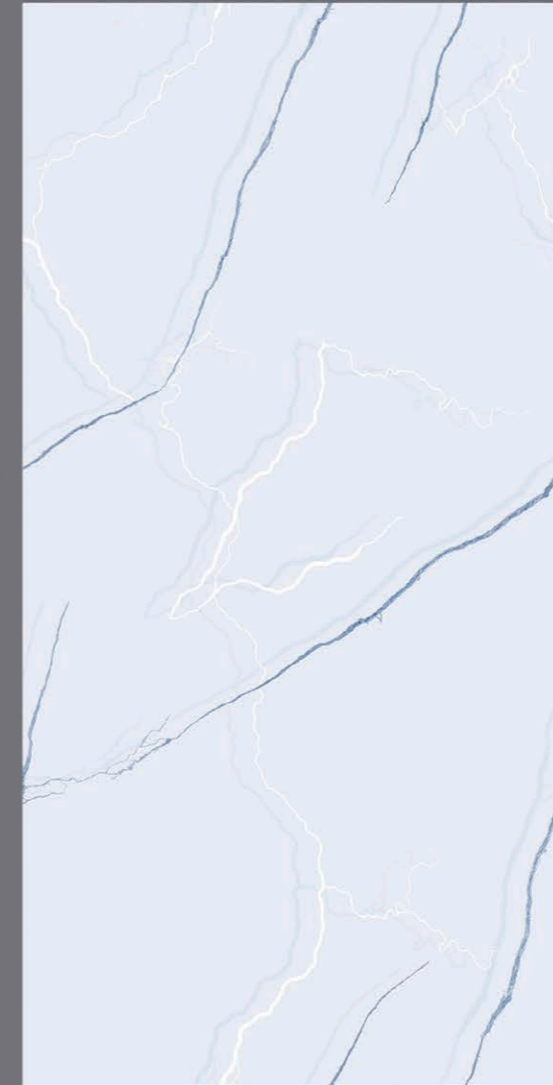
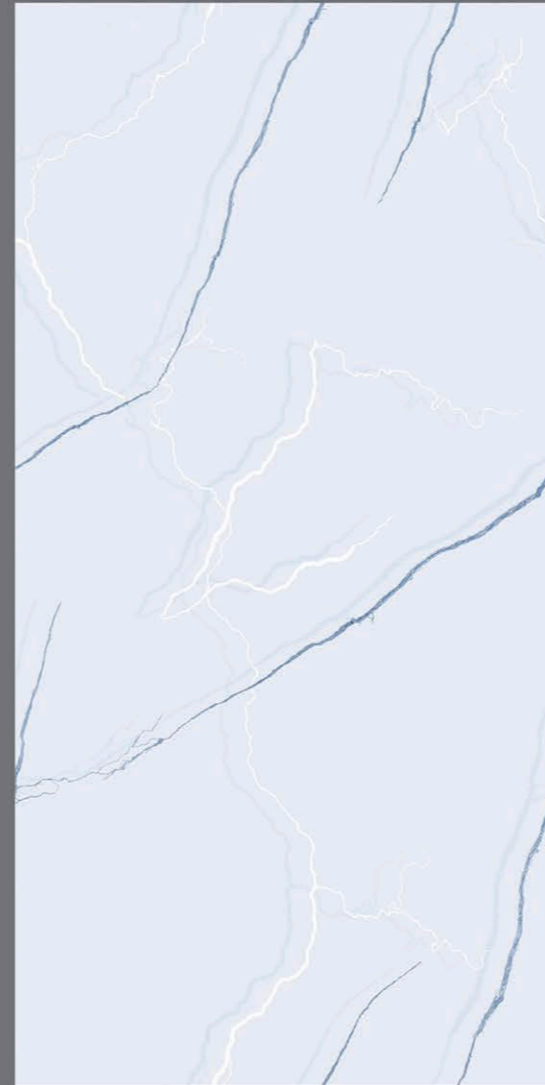
ENDLESS
LUXURIA AQUA



- FINISH
GLOSSY
- SIZE
**600 x
1200 mm**
- Random
2 faces

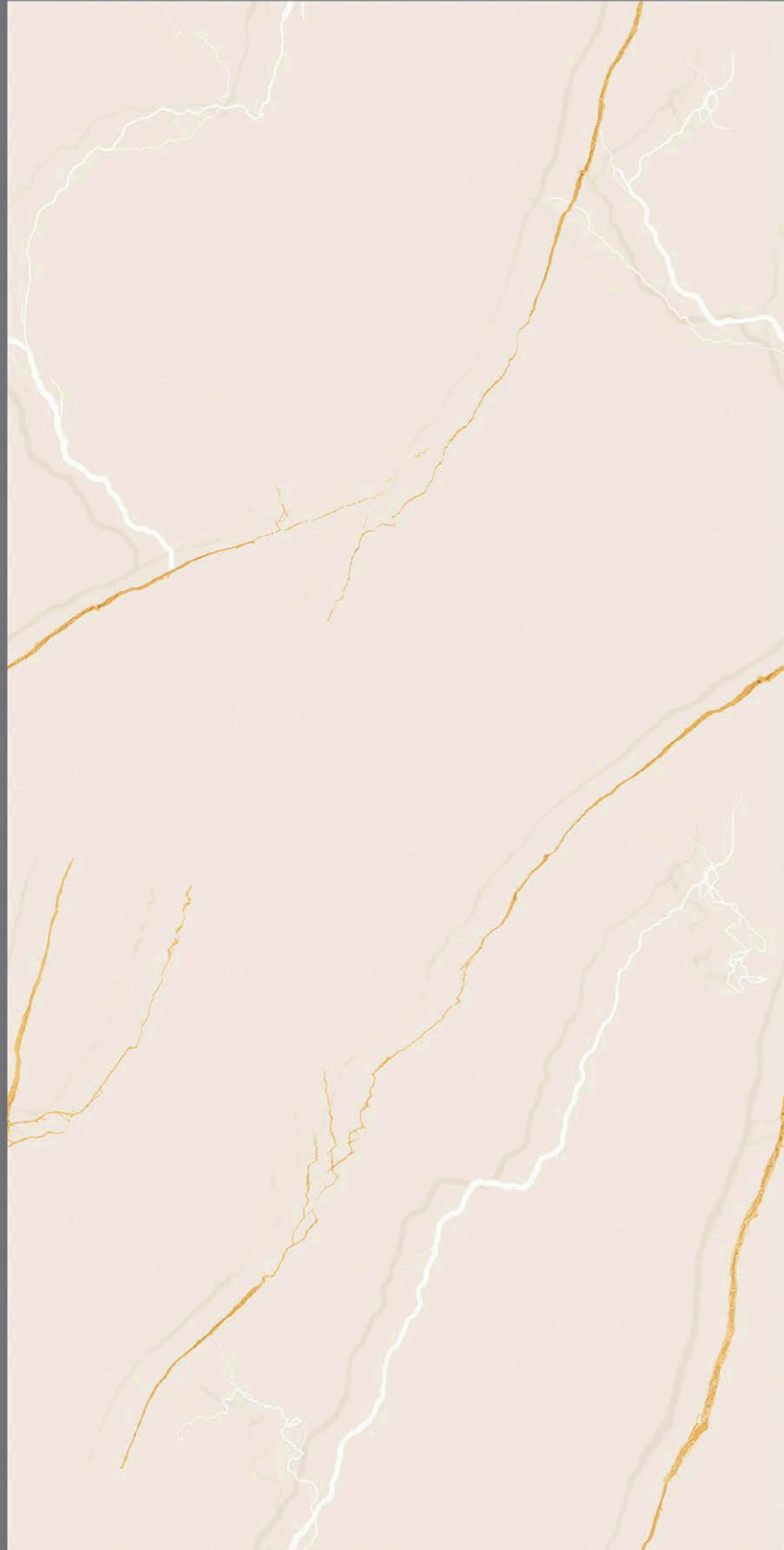


LUXURIA AQUA






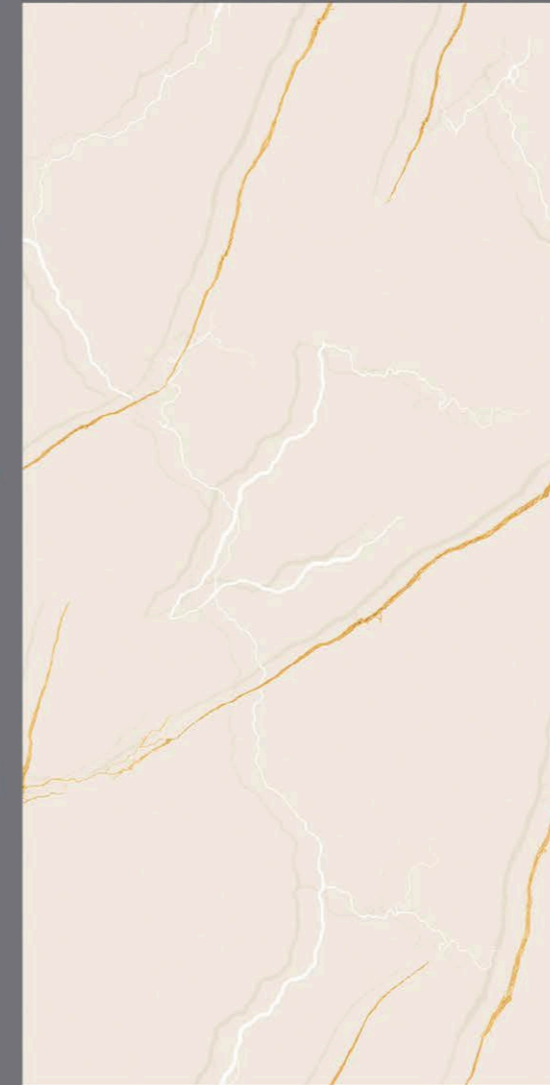
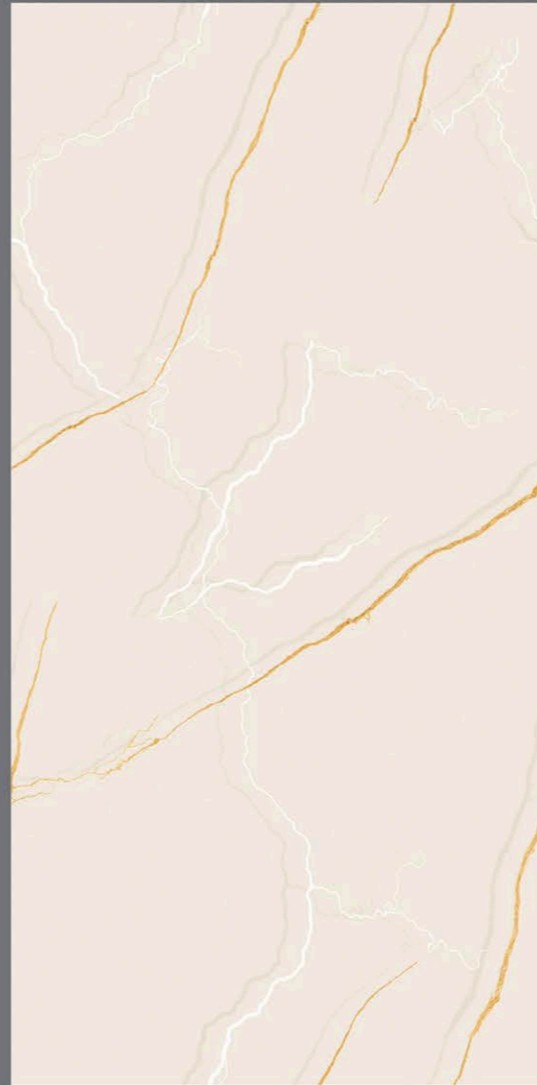
ENDLESS
LUXURIA BEIGE



- FINISH
GLOSSY
- SIZE
600 x
1200 mm
- Random
2 faces

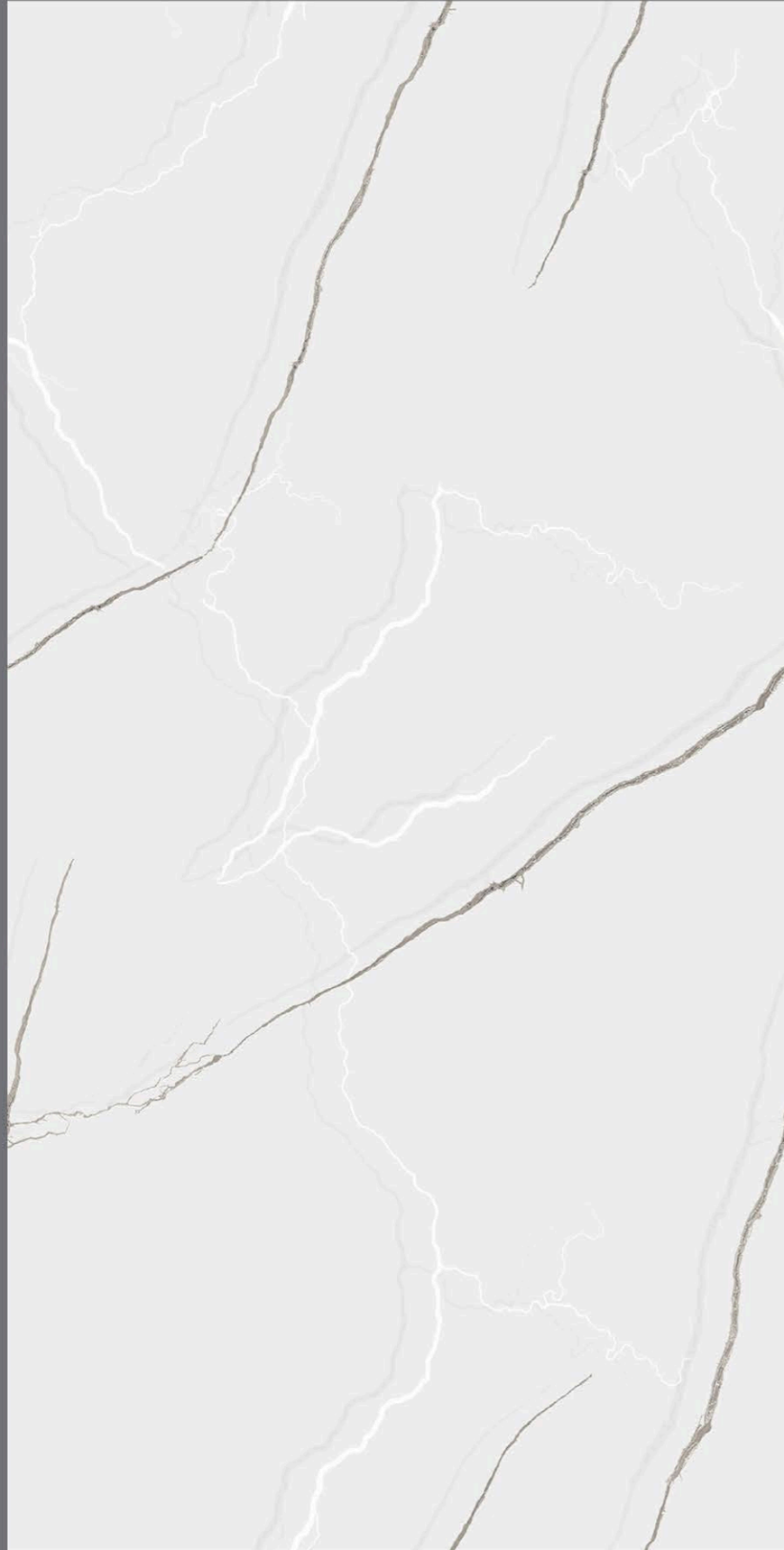


LUXURIA BEIGE







ENDLESS
LUXURIA GREY



- FINISH
GLOSSY
- SIZE
**600 x
1200 mm**
- Random
2 faces



LUXURIA GREY









ENDLESS
CALACATTA MACCHIA



- FINISH
GLOSSY
- SIZE
600 x
1200 mm
- Random
4 faces



CALACATTA MACCHIA





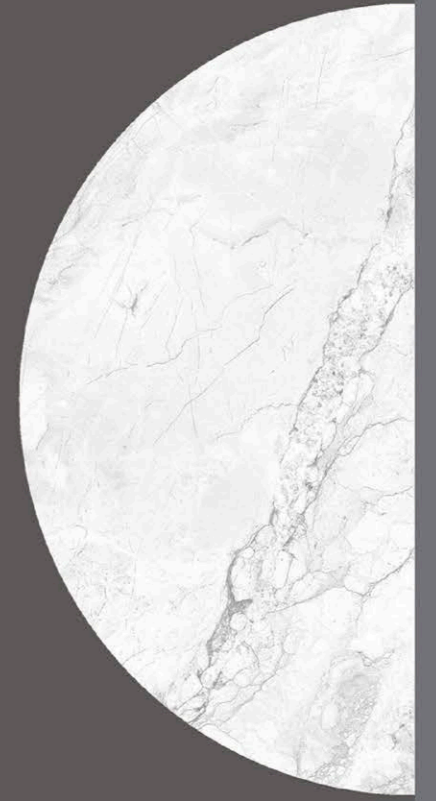
ENDLESS
CIENA BIANCO



- FINISH
GLOSSY
- SIZE
600 x
1200 mm
- Random
4 faces




CIENA BIANCO





ENDLESS
CIENA CREMA







FINISH
GLOSSY

SIZE
**600 x
1200 mm**

Random
4 faces



CIENA CREMA







ENDLESS
CIPLA PEACH



- FINISH
GLOSSY
- SIZE
**600 x
1200 mm**
- Random
5 faces



CIPLA PEACH







ENDLESS
CIPOLLINO SEAL




- FINISH
GLOSSY
- SIZE
600 x 1200 mm
- **Random**
3 faces



CIPOLLINO SEAL





ENDLESS
CRISPY WHITE






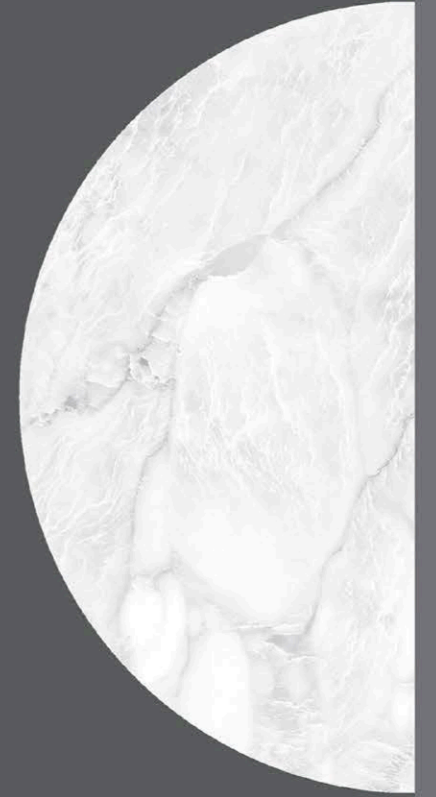
FINISH
GLOSSY

SIZE
**600 x
1200 mm**

Random
3 faces




CRISPY WHITE






ENDLESS
CUPID GREY





CUPID GREY



FINISH
GLOSSY

SIZE
**600 x
1200 mm**

Random
5 faces






ENDLESS
DOLCE BIANCO



- FINISH
GLOSSY
- SIZE
600 x 1200 mm
- Random
4 faces



DOLCE BIANCO






ENDLESS
DOLCE VARDE



DOLCE VARDE



- FINISH
GLOSSY
- SIZE
**600 x
1200 mm**
- Random
4 faces






ENDLESS
DOLCE BEIGE



- FINISH
GLOSSY
- SIZE
**600 x
1200 mm**
- Random
4 faces




DOLCE BEIGE









ENDLESS
DRIZZEL WHITE



- FINISH
GLOSSY
- SIZE
600 x
1200 mm
- Random
4 faces



DRIZZEL WHITE





ENDLESS
ECHO GRIGIO



ECHO GRIGIO



FINISH
GLOSSY

SIZE
**600 x
1200 mm**

Random
5 faces







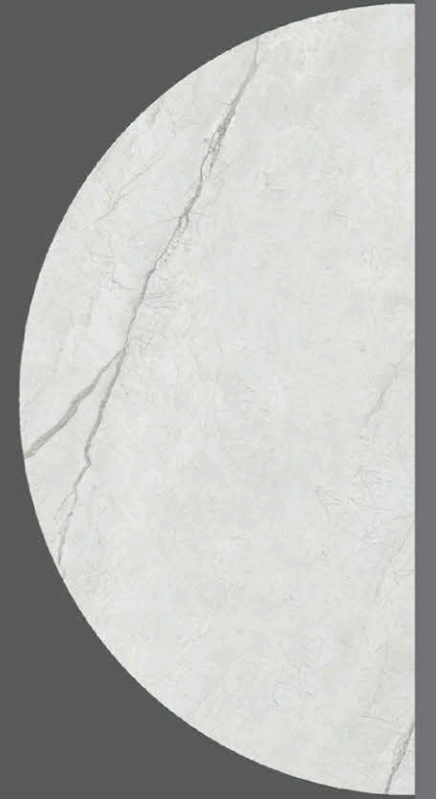
ENDLESS
CIPOLLINO SMOKE



- FINISH
GLOSSY
- SIZE
**600 x
1200 mm**
- Random
3 faces



CIPOLLINO SMOKE





ENDLESS
EMPTOS LATTE



- FINISH
GLOSSY
- SIZE
600 x 1200 mm
- Random
4 faces



EMPTOS LATTE








ENDLESS
MERCED NATURAL



- FINISH
GLOSSY
- SIZE
**600 x
1200 mm**
- Random
4 faces




MERCED NATURAL









ENDLESS
AJAX BEIGE



- FINISH
GLOSSY
- SIZE
**600 x
1200 mm**
- **Random
4 faces**



AJAX BEIGE








ENDLESS
CARTUS BEIGE



- FINISH
GLOSSY
- SIZE
**600 x
1200 mm**
- Random
4 faces




CARTUS BEIGE









ENDLESS
JURIK AQUA



- FINISH
GLOSSY
- SIZE
600 x 1200 mm
- Random
4 faces



JURIK AQUA









ENDLESS
LUSSO BROWN



- FINISH
GLOSSY
- SIZE
600 x 1200 mm
- Random
3 faces



LUSSO BROWN





ENDLESS
LUSSO GREY




LUSSO GREY



FINISH
GLOSSY

SIZE
**600 x
1200 mm**

Random
3 faces





ENDLESS
NORTHAN BEIGE





NORTHAN BEIGE



FINISH
GLOSSY

SIZE
**600 x
1200 mm**

Random
1 faces






ENDLESS
NORTHAN BIANCO



NORTHAN BIANCO




- FINISH
GLOSSY
- SIZE
**600 x
1200 mm**
- Random
1 faces





ENDLESS
DOVER CREMA






FINISH
GLOSSY

SIZE
**600 x
1200 mm**

Random
4 faces



DOVER CREMA





| CHARACTERISTICS | REQUIRMENT AS PER ISO-13006/EN14411 GROUP BIa | OUR VALUE | ISO / EN TESTING METHOD |
|--------------------------------------|---|---------------|-------------------------|
| DIMENSION AND SURFACE QUALITY | | | |
| Deviation in length & width | (+/-0.5%) | (+/-0.3%) | ISO- 10545- 2 |
| Deviation in thickness | (+/-5.0%) | (+/-4.0%) | ISO- 10545- 2 |
| Straightness in side | (+/-0.5%) | (+/-0.1%) | ISO- 10545- 2 |
| Rectangularity | (+/-0.5%) | (+/-0.1%) | ISO- 10545- 2 |
| Surface flatness | (+/-0.5%) | (+/-0.2%) | ISO- 10545- 2 |
| Glossiness | MIN 90% | Pass | Glossometer |
| STRUCTURAL PROPERTIES | | | |
| Water absorption | <0.50% | <0.05% | ISO- 10545- 3 |
| MESSIVE MECHANICAL PROPERTIES | | | |
| Modulus of repture | MIN. 35N/mm2 | MIN. 35N/mm2 | ISO- 10545- 4 |
| Breaking strength | MIN. 1300N | MIN. 2000N | ISO- 10545- 4 |
| Impact resistance | As per mfg. | MIN. 0.55 | ISO- 10545- 5 |
| SURFACE MECHANICAL PROPERTIES | | | |
| Surface abrasion Resistance | MIN. class -2 | MIN. Class -3 | ISO- 10545- 7 |
| Moh's hardness | MIN. 5 | MIN. 6 | En101 |
| CHEMICAL PROPERTIES | | | |
| Frost Resistance | Requiered | Pass | ISO- 10545- 12 |
| Household chemicals Resistance | MIN. class AA | Pass | ISO- 10545- 13 |
| Stain Resistance | Resistant | Resistant | ISO- 10545- 14 |
| THERMAL PROPERTIES | | | |
| Thermal shock Resistance | 10 Cycle | Pass | ISO- 10545- 9 |
| Thermal expansion (COE) | MAX.9.0x10.6 | MAX.6.5x10.6 | ISO- 10545- 8 |
| Moisture expantion | Nill | Nill | ISO- 10545- 10 |

Laying & Levelling




Base Structure



Cement Laying On Tile




Joints




Fixing The Tile



Spacers + Laveller



Lavelling Wedges



After Lavelling Process
Leave Int For 8-10 Hrs.



Remove Wedges
Ones It Dry



Joint Grouting



Final Cleaning

Floor and Wall Installation

1. First spread the cement mixer onto the floor and wall substrate.
2. At the same time, apply the cement mixer onto the back of the slab with a tile trowel.
3. The recommended cement mixer must be spread over in one direction only.
4. Using a trowel and follow the same direction as previously applied to the back of the slab.
5. Being careful to maintain a minimum joint of 3mm.
6. Tap the slab with a rubber trowel for a complete fixing, ensuring the air is expelled.
It is recommended to start from the centre of the slabs and then move towards the edges.
7. Complete the laying operations using a suitable sealant, while keeping at least a 3mm joint through the use of spacers.
8. To make this task easier, use the special device for pulling over the slabs, available in the market.
9. Levelling wedges at each linear metre of the slabs are recommended.
10. After levelling process leave it for 8-10 hours, remove wedges once it gets dry.

