


Matt 600X1200mm
Collection



feel the luxury

PRODUCT PROPERTIES



COMPACTNESS

Porcelain stoneware has Compact, non-porous Surfaces. This characteristic Makes the material highly Safe, hygienic and ideal for Food contact.

STRENGTH

Porcelain stoneware has Excellent strength and surface Hardness make the surfaces Resistant to wear, scratches And almost all physical and Mechanical stresses.

STABILITY

The chemical-physical Stability of porcelain Stoneware makes it a Material resistant to Chemicals, not prone to Color changes.

HYGIENIC

Porcelain stoneware are Nsf-certified for direct food Contact and are therefore Ideal for safe use in both Domestic and restaurant Settings.

TECH-MARBLE

Thanks to advanced production Technology, skype tiles are allow The reproduction of any colour, Texture, pattern or textural effect Guaranteeing extraordinary Aesthetic versatility.



Easy To Maintain

UV Resistant

Non slip

Dimensional Stability

Resistant To Chemicals

Resistant To Acids

Heat Resistant

Frost Resistant

Water Proof

Fire Resistant

Ecological

Prevents Bacterial Growth

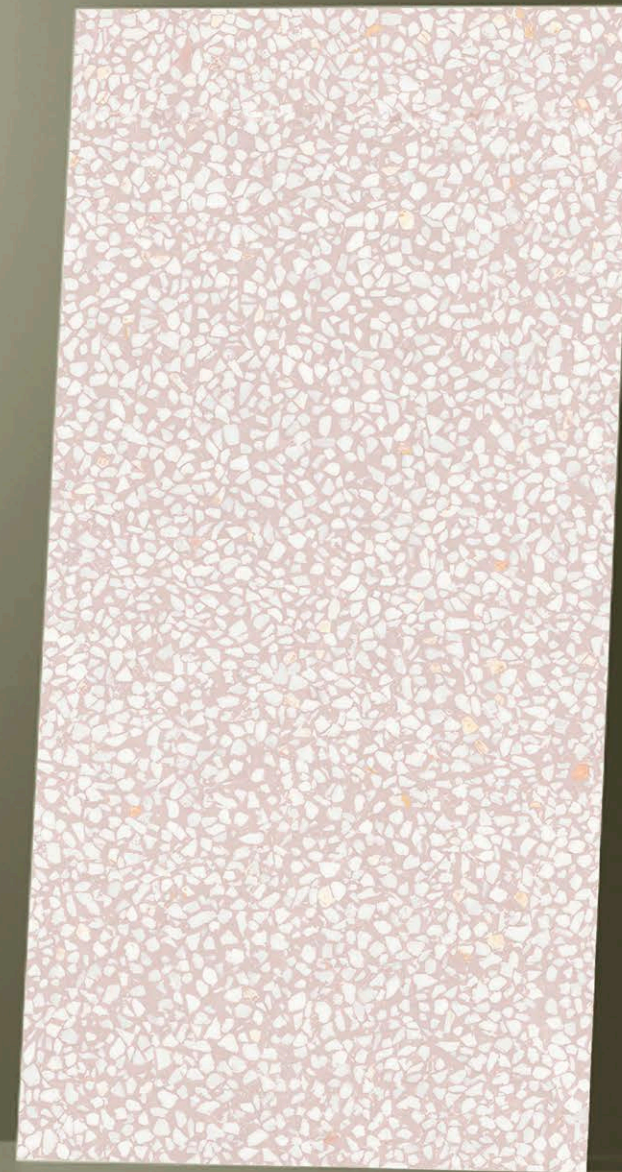


DISCOVER THE ART OF PERFECTION

The Ceppodi Series in magnificent format of 600x1200mm comes in amazing colors reflecting understated earthy hues. The marvelous series reflects the reinvention of ceramics and contemporary architecture.

Unleash your imagination with each shade imbued with sheer elegance, sophistication and subtlety. The spellbound features and aesthetic charm make these slabs stand as the epitome of excellence.


The 600x1200mm size gives creative freedom to use these surfaces in versatile ways, giving a clean and impeccable look that generates an impression of the vastness of spaces, compelling a majestic appeal that mesmerizes the beholder with admiration and respect for the craft.



Application Areas :-



Wall



Floor



Bathroom



Reception



Kitchen



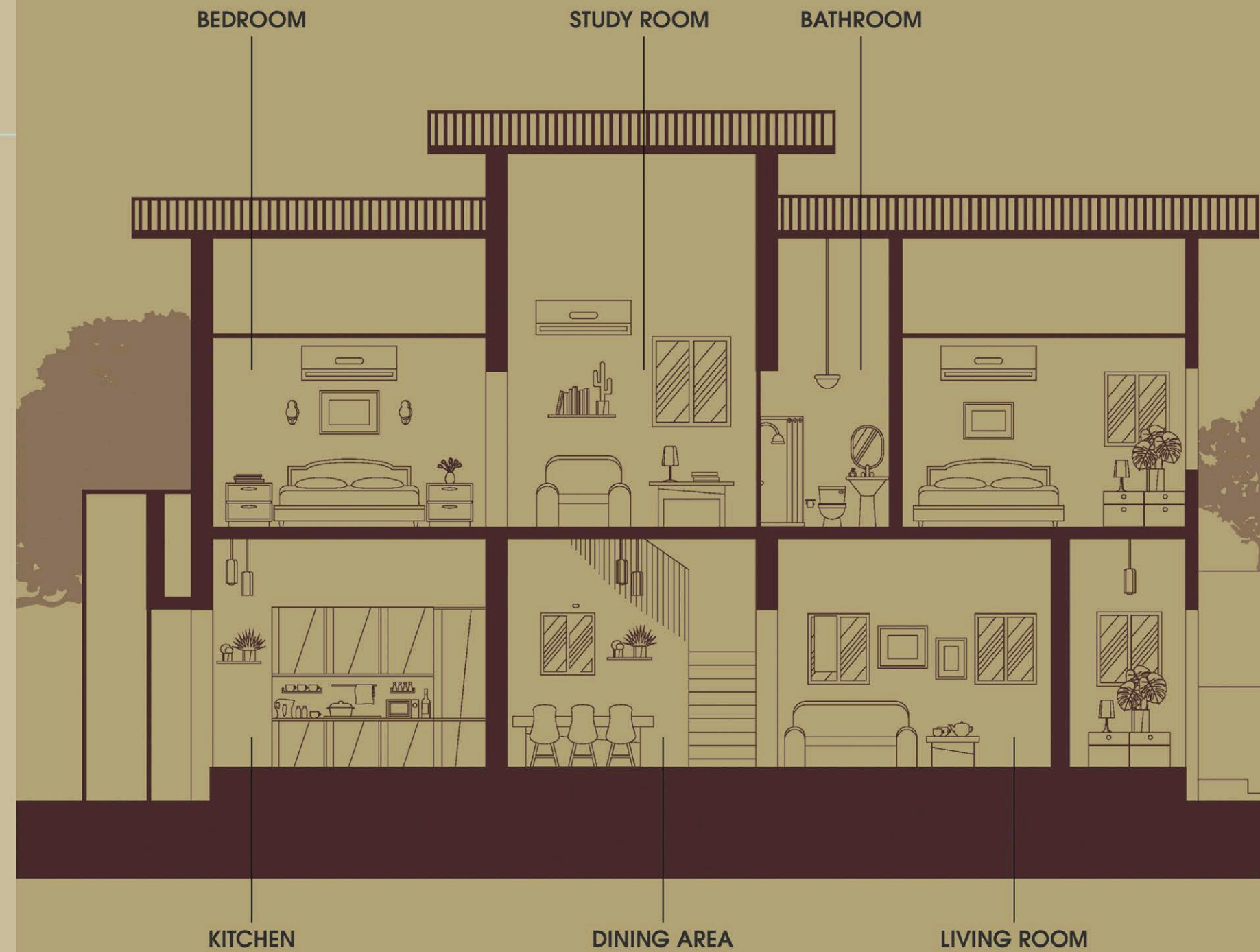
Living Room



Showroom




Restaurants



EVERY SPACE TELLS A STORY,
LET TILES BE YOUR NARRATOR.

ENDLESS
ASPEN BEIGE






○ FINISH
MATT

○ SIZE
**600 x
1200 mm**

○ Random
4 faces



ASPEN BEIGE





ENDLESS
ASPEN CAMEL




○ FINISH
MATT

○ SIZE
**600 x
1200 mm**

○ Random
4 faces




ASPEN CAMEL





lather
rinse
repeat



ENDLESS
ASPEN GREY



ASPEN GREY




- FINISH
MATT
- SIZE
**600 x
1200 mm**
- Random
4 faces










ENDLESS
CANOVA GREY





- FINISH
MATT
- SIZE
**600 x
1200 mm**
- Random
4 faces



CANOVA GREY









ENDLESS
CANOVA NATURAL



CANOVA NATURAL




- FINISH
MATT
- SIZE
**600 x
1200 mm**
- Random
4 faces





ENDLESS
DOLMEN BIANCO






○ FINISH
MATT

○ SIZE
**600 x
1200 mm**

○ Random
4 faces



DOLMEN BIANCO





ENDLESS
DOLMEN NATURAL






○ FINISH
MATT

○ SIZE
**600 x
1200 mm**

○ Random
4 faces




DOLMEN NATURAL





ENDLESS
DOLMEN CREMA







○ FINISH
MATT

○ SIZE
**600 x
1200 mm**

○ Random
4 faces




DOLMEN CREMA





ENDLESS
FAME WHITE




FINISH
MATT

SIZE
**600 x
1200 mm**

Random
4 faces



FAME WHITE









ENDLESS
FAME NERO



- FINISH
MATT
- SIZE
**600 x
1200 mm**
- Random
4 faces



FAME NERO








ENDLESS
ROSLYN BEIGE



ROSLYN BEIGE



- FINISH
MATT
- SIZE
**600 x
1200 mm**
- Random
4 faces





ENDLESS
ROSLYN BRWON



FINISH
MATT

SIZE
**600 x
1200 mm**

Random
4 faces



ROSLYN BRWON








ENDLESS
ROSLYN BINACO



- FINISH
MATT
- SIZE
**600 x
1200 mm**
- Random
4 faces



ROSLYN BIANCO







ENDLESS
ROSLYN GREY



- FINISH
MATT
- SIZE
**600 x
1200 mm**
- Random
4 faces



ROSLYN GREY








ENDLESS
ROSSATO BIANCO



- FINISH
MATT
- SIZE
**600 x
1200 mm**
- Random
4 faces



ROSSATO BIANCO





ENDLESS
ROSSATO GREY




ROSSATO GREY



○ FINISH
MATT


○ SIZE
**600 x
1200 mm**

○ Random
4 faces






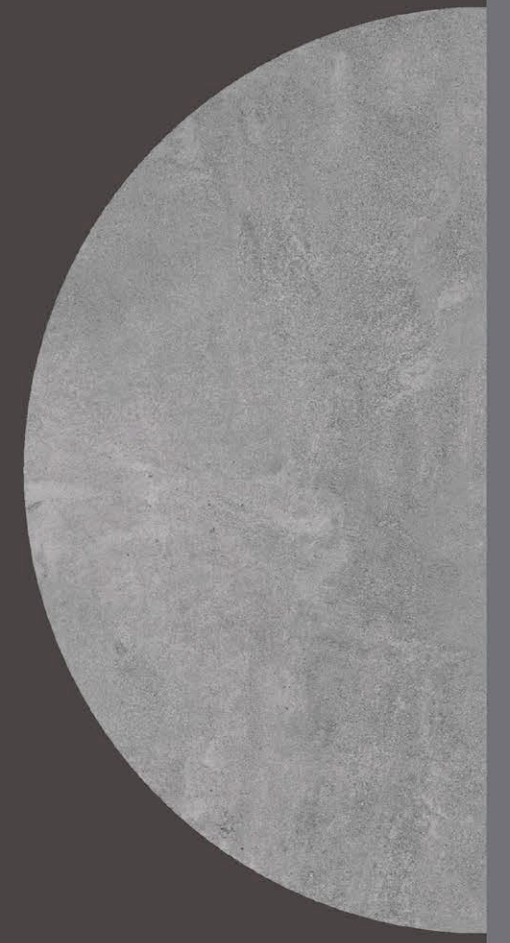
OXYDE GREY



- FINISH
MATT
- SIZE
**600 x
1200 mm**
- Random
2 faces



OXYDE GREY







OXYDE SMOKY




- FINISH
MATT
- SIZE
**600 x
1200 mm**
- Random
2 faces




OXYDE SMOKY





DELPHIA-WHITE




○ FINISH
MATT

○ SIZE
**600 x
1200 mm**

○ Random
5 faces




DELPHIA WHITE









ENDLESS
ANGELO GOLD



- FINISH
MATT
- SIZE
600 x
1200 mm
- Random
5 faces




ANGELO GOLD





ARTERA BIANCO





○ FINISH
MATT

○ SIZE
**600 x
1200 mm**

○ Random
4 faces



ARTERA BIANCO





ARTERA CREMA




FINISH
MATT

SIZE
**600 x
1200 mm**

Random
4 faces



ARTERA CREMA





ARTERA PINK MIST




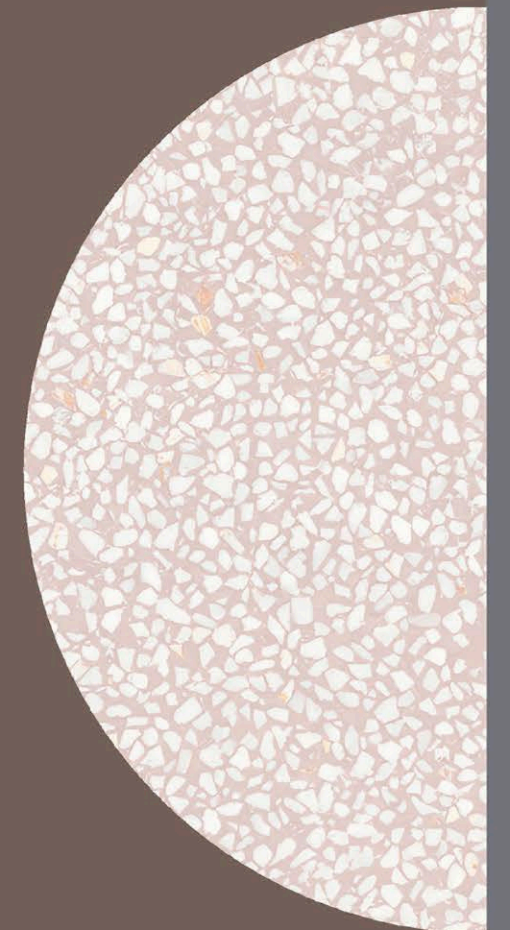
○ FINISH
MATT

○ SIZE
**600 x
1200 mm**

○ Random
4 faces




ARTERA
PINK MIST





ENDLESS
EROPA WHITE





○ FINISH
MATT

○ SIZE
**600 x
1200 mm**

○ Random
5 faces



EROPA WHITE





ENDLESS
TERON WHITE






TERON WHITE



○ FINISH
MATT

○ SIZE
**600 x
1200 mm**

○ Random
5 faces







GALAXY GREY



- FINISH
MATT
- SIZE
600 x
1200 mm
- Random
4 faces



GALAXY GREY







MARMI TERRAZZO



- FINISH
MATT
- SIZE
600 x
1200 mm
- Random
1 faces




MARMI TERRAZZO





SCUBA WHITE







○ FINISH
MATT

○ SIZE
**600 x
1200 mm**

○ Random
1 faces




SCUBA WHITE





SCUBA GREY





○ FINISH
MATT

○ SIZE
**600 x
1200 mm**

○ Random
1 faces




SCUBA GREY






SCUBA BEIGE



- FINISH
MATT
- SIZE
**600 x
1200 mm**
- Random
1 faces



SCUBA BEIGE






SCUBA BROWN



- FINISH
MATT
- SIZE
**600 x
1200 mm**
- Random
1 faces



SCUBA BROWN







SCUBA COFFE



- FINISH
MATT
- SIZE
**600 x
1200 mm**
- Random
1 faces




SCUBA COFFE





SCUBA OLIVE




○ FINISH
MATT

○ SIZE
**600 x
1200 mm**

○ Random
1 faces



SCUBA OLIVE





SCUBA PASTEL BRWON





FINISH
MATT

SIZE
**600 x
1200 mm**

Random
1 faces



SCUBA
PASTEL BRWON






SCUBA AQUA



- FINISH
MATT
- SIZE
**600 x
1200 mm**
- Random
1 faces




SCUBA AQUA





FAETANO WHITE






○ FINISH
MATT

○ SIZE
**600 x
1200 mm**

○ Random
2 faces



FAETANO WHITE





FAETANO GRAVEL



- FINISH
MATT
- SIZE
**600 x
1200 mm**
- Random
2 faces




FAETANO GRAVEL






FAETANO GREY



FAETANO GREY



FINISH
MATT

SIZE
**600 x
1200 mm**

Random
2 faces








FAETANO BEIGE



- FINISH
MATT
- SIZE
**600 x
1200 mm**
- Random
2 faces



FAETANO BEIGE







FAETANO BROWN



FINISH
MATT

SIZE
**600 x
1200 mm**

Random
2 faces






FAETANO CHOCO



○ FINISH
MATT


○ SIZE
**600 x
1200 mm**

○ Random
2 faces





FAETANO MINT




○ FINISH
MATT

○ SIZE
**600 x
1200 mm**

○ Random
2 faces



FAETANO MINT





FAETANO GREEN



- FINISH
MATT
- SIZE
**600 x
1200 mm**
- Random
2 faces





CHARACTERISTICS	REQUIRMENT AS PER ISO-13006/EN14411 GROUP Bla	OUR VALUE	ISO / EN TESTING METHOD
DIMENSION AND SURFACE QUALITY			
Deviation in length & width	(+-0.5%)	(+-0.3%)	ISO- 10545- 2
Deviation in thickness	(+-5.0%)	(+-4.0%)	ISO- 10545- 2
Straightness in side	(+-0.5%)	(+-0.1%)	ISO- 10545- 2
Rectangularity	(+-0.5%)	(+-0.1%)	ISO- 10545- 2
Surface flatness	(+-0.5%)	(+-0.2%)	ISO- 10545- 2
Glossiness	MIN 90%	Pass	Glossometer
STRUCTURAL PROPERTIES			
Water absorption	<0.50%	<0.05%	ISO- 10545- 3
MESSIVE MECHANICAL PROPERTIES			
Modulus of repture	MIN. 35N/mm2	MIN. 35N/mm2	ISO- 10545- 4
Breaking strength	MIN. 1300N	MIN. 2000N	ISO- 10545- 4
Impact resistance	As per mfg.	MIN. 0.55	ISO- 10545- 5
SURFACE MECHANICAL PROPERTIES			
Surface abrasion Resistance	MIN. class -2	MIN. Class -3	ISO- 10545- 7
Moh's hardness	MIN. 5	MIN. 6	En101
CHEMICAL PROPERTIES			
Frost Resistance	Requiered	Pass	ISO- 10545- 12
Household chemicals Resistance	MIN. class AA	Pass	ISO- 10545- 13
Stain Resistance	Resistant	Resistant	ISO- 10545- 14
THERMAL PROPERTIES			
Thermal shock Resistance	10 Cycle	Pass	ISO- 10545- 9
Thermal expansion (COE)	MAX.9.0x10.6	MAX.6.5x10.6	ISO- 10545- 8
Moisture expantion	Nill	Nill	ISO- 10545- 10


Laying & Levelling




Base Structure



Cement Laying On Tile



Joints




Fixing The Tile




Spacers + Laveller



Lavelling Wedges




After Lavelling Process
Leave Int For 8-10 Hrs.



Remove Wedges
Ones It Dry




Joint Grouting



Final Cleaning

Floor and Wall Installation

1. First spread the cement mixer onto the floor and wall substrate.
2. At the same time, apply the cement mixer onto the back of the slab with a tile trowel.
3. The recommended cement mixer must be spread over in one direction only.
4. Using a trowel and follow the same direction as previously applied to the back of the slab.
5. Being careful to maintain a minimum joint of 3mm.
6. Tap the slab with a rubber trowel for a complete fixing, ensuring the air is expelled.
It is recommended to start from the centre of the slabs and then move towards the edges.
7. Complete the laying operations using a suitable sealant, while keeping at least a 3mm joint through the use of spacers.
8. To make this task easier, use the special device for pulling over the slabs, available in the market.
9. Levelling wedges at each linear metre of the slabs are recommended.
10. After levelling process leave it for 8-10 hours, remove wedges once it gets dry.



FLAZZ
Vitrified LLP Step into Elegence